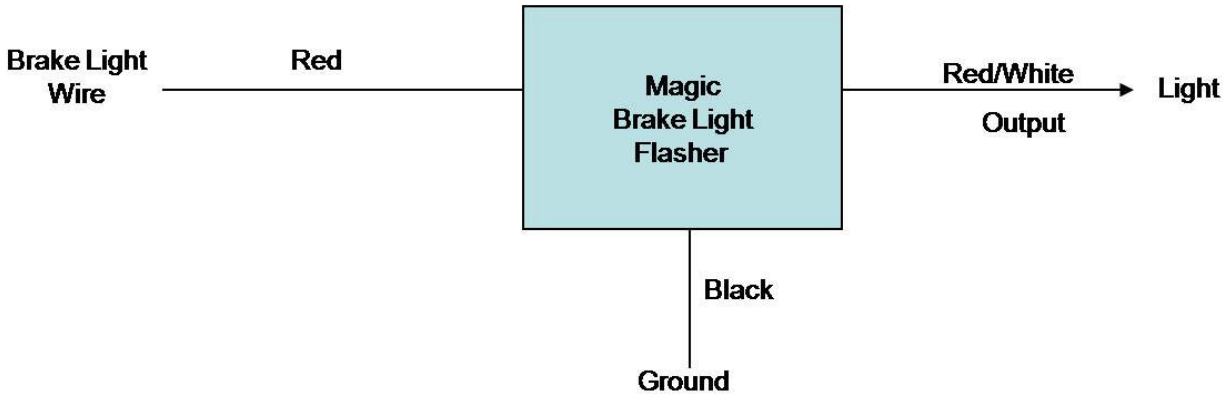


Street Magic Metric Magic Brake Light Flasher



1. Locate Brake Light Wire going to tail light
2. Cut Brake Light Wire
3. Connect Red to input side with enclosed posi-lock
4. Connect Red/White to output side with enclosed posi-lock
5. Connect Black to any good ground wire with enclosed posi-tap
6. Check operation before riding

Note: Do not exceed 48 watts maximum capacity

EASY AS ①②③

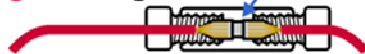
- ① Strip wire 1/2"



- ② Insert

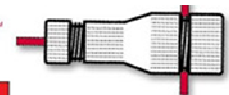


- ③ Hand tighten



Posi-Tap™

TAP CONNECTOR



QUICK & EASY

- 1 Insert Hot Wire
- 2 Tighten
- 3 Strip Leads
- 4 Insert & Tighten

- TAPS WIRES WITHOUT CUTTING
- TOTAL WIRE INTEGRITY IS MAINTAINED
- INSTALLS IN SECONDS BY HAND
- NO CRIMPING OR TOOLS REQUIRED
- REUSABLE OR PERMANENT
- LESS RESISTANCE
- VIBRATION PROOF
- FULLY INSULATED

POWERS UP TO (4) LEADS AT ONCE!

