



Custom Dynamics® Seal and Solder Heat Shrink Sleeve Installation Instructions

We thank you for purchasing the Custom Dynamics® Seal and Solder Heat Shrink Sleeve. Our products utilize the latest technology and high quality components to ensure you the most reliable service. We offer one of the best warranty programs in the industry and we back our products with excellent customer support, if you have questions before or during installation of this product please call Custom Dynamics® at 1(800) 382-1388.


Part Numbers: CD-SOLDER-B
CD-SOLDER-R
CD-SOLDER-Y

Package Contents:

- Seal and Solder Heat Shrink Sleeve (10)

Fits: Universal

CD-SOLDER-B (Blue 16-14 AWG Wire)
CD-SOLDER-R (Red 22-18 AWG Wire)
CD-SOLDER-Y (Yellow 12-10 AWG Wire)



ATTENTION




Please read all Information below before Installation

Warning: Disconnect negative battery cable from battery; refer to owner's manual. Failure to do so may result in electrical shock, injury, or fire. Secure negative battery cable away from positive side of battery and all other positive voltage sources on vehicle.


Safety First: Always wear appropriate safety gear including safety glasses when performing any electrical work. It is highly recommended that safety glasses be worn throughout this installation process. Be sure vehicle is on level surface, secure and cool.

Installation:

1. Strip the wire ends 3/8".
2. Slide the Seal and Solder Heat Shrink Sleeve over one of the wires to be connected.
3. Push both stripped wire ends together, intertangling the wires as shown in Photo 1.



4. Position the Seal and Solder Heat Shrink Sleeve over the mated wires. The internal solder stripe should be centered over stripped section of wires as shown in Photo 2.



5. Using a heat gun, apply heat in the center moving to both ends of the sleeve. Continue until the solder has flowed in both wires and the sleeve is tight to the wire. Use caution, do not overheat and melt the sleeve.
6. Let the Seal and Solder Heat Shrink Sleeve cool down before handling.

Questions? Call us at: 1 (800) 382-1388 M-TH 8:30AM-5:30PM / FR 9:30AM-5:30PM EST